


SERV-RITE® Wire



heaters | sensors | controllers



Proven Capabilities

Since 1914, SERV-RITE® thermocouple wire and thermocouple extension wire from Watlow® have been known for premium performance and reliability.

All SERV-RITE wire is manufactured under rigid quality control. It is manufactured under ISO 9001 quality standards. Some wire can even be shipped next day for your convenience.

All testing has National Institute of Standards Technology (NIST), formerly National Bureau of Standards (NBS), traceability. Unless otherwise specified, all SERV-RITE thermocouple wire and extension wire are supplied to meet standard tolerances of ASTM E 230. Special tolerances are also available.

Watlow provides:

- Same day shipment on hundreds of stock items
- Temperature range capability from -328 to 2600°F (-200 to 1427°C)
- Superior products and technical support delivered worldwide
- State-of-the-art, in-house laboratory services including calibration, end-to-end uniformity testing, drift testing, base metal, platinum and standard platinum resistance thermometer (SPRT) standards with traceability to NIST
- NIST certifications of conformance and calibration
- Multitude of overbraids, wraps and insulations available including electrical noise shields and wraps
- Full range of resistance temperature detector (RTD) wire (not listed in this publication)
- ASTM E 230 tolerances from $\pm 0.9^\circ\text{F}$ ($\pm 0.5^\circ\text{C}$) or ± 0.4 percent
- ISO 17025 accredited lab

Features and Benefits

Type E, J, K, N and T thermocouple wire

- Fits virtually all applications

Type EX, JX, KX, NX, TX extension wire

- Matches thermocouple type

Compensation extension wire for Type R and S thermocouples

- Permits fine tuning of temperature measuring circuit

Solid or stranded wire construction

- Meets specific application requirements

Wide selection of insulation types

- Meets temperature, chemical, moisture and abrasion resistance objectives

Color coding

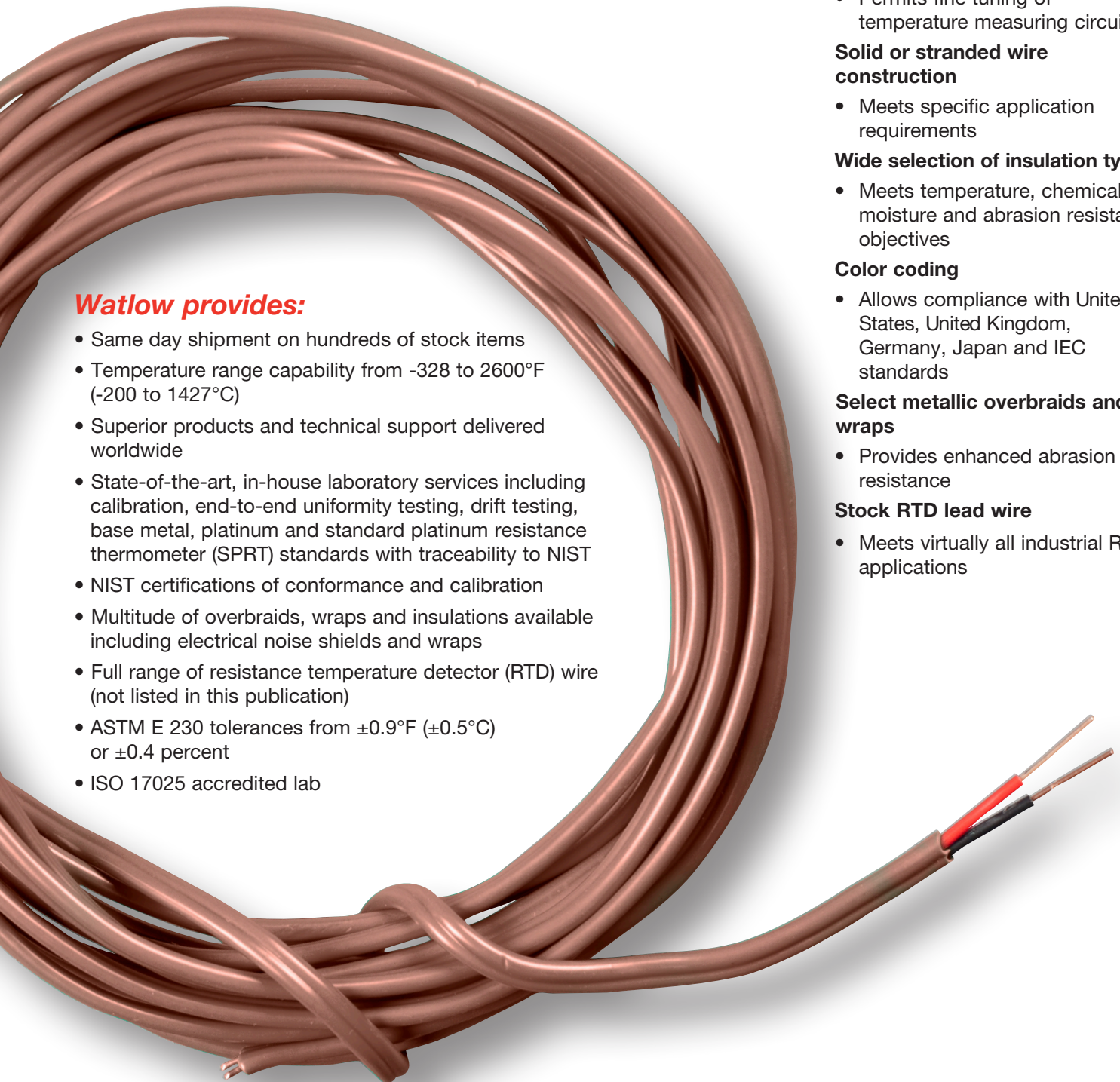
- Allows compliance with United States, United Kingdom, Germany, Japan and IEC standards

Select metallic overbraids and wraps

- Provides enhanced abrasion resistance

Stock RTD lead wire

- Meets virtually all industrial RTD applications



SERV-RITE Wire and Cable

Nominal Resistance for Thermocouple Alloys in Ohms per Double Feet at 68°F (20°C)

B and S Gauge	Diameter		E	J	K	N	RX, SX	T
	in.	(mm)						
2	0.258	(6.5)	0.011	0.006	0.009	0.012		
4	0.204	(5.2)	0.017	0.009	0.014	0.019		
6	0.162	(4.1)	0.028	0.014	0.023	0.030		
8	0.129	(3.3)	0.044	0.023	0.036	0.048		
10	0.102	(2.6)	0.070	0.036	0.058	0.077		
12	0.081	(2.1)	0.111	0.057	0.092	0.123	0.006	0.048
14	0.064	(1.6)	0.177	0.091	0.147	0.195	0.010	0.076
16	0.051	(1.3)	0.281	0.145	0.233	0.310	0.016	0.120
18	0.040	(1.0)	0.453	0.234	0.376	0.500	0.025	0.194
20	0.032	(0.8)	0.709	0.367	0.589	0.783	0.040	0.304
22	0.025	(0.7)	1.129	0.584	0.937	1.245	0.063	0.483
24	0.020	(0.5)	1.795	0.928	1.490	1.980	0.100	0.768
26	0.016	(0.4)	2.853	1.476	2.369	3.148	0.159	1.221
28	0.013	(0.3)	4.537	2.347	3.767	5.006	0.253	1.942
30	0.010	(0.3)	7.214	3.731	5.990	7.960	0.402	3.088
32	0.008	(0.2)	11.470	5.933	9.524	12.656	0.639	4.910
34	0.006	(0.2)	18.239	9.434	15.145	20.126	1.016	7.808
36	0.005	(0.1)	29.000	15.000	24.080	32.000	1.615	12.415
14 Stranded	0.076	(1.9)	0.161	0.083	0.134	0.178	0.009	0.069
16 Stranded	0.060	(1.5)	0.256	0.133	0.213	0.283	0.014	0.110
18 Stranded	0.048	(1.2)	0.408	0.211	0.338	0.450	0.023	0.174
20 Stranded	0.038	(1.0)	0.648	0.335	0.538	0.715	0.036	0.277
22 Stranded	0.030	(0.8)	1.031	0.533	0.856	1.137	0.057	0.441
24 Stranded	0.024	(0.6)	1.639	0.848	1.361	1.808	0.091	0.701

Conductor Size




B and S Gauge	Solid Diameter		Stranded Diameter		Number of Strands	Stranding Gauge
	in.	(mm)	in.	(mm)		
14	0.064	(1.6)	0.076	(1.9)	7	22
16	0.051	(1.3)	0.060	(1.5)	7	24
18	0.040	(1.0)	0.048	(1.2)	7	26
20	0.032	(0.8)	0.038	(1.0)	7	28
22	0.025	(0.6)	0.030	(0.8)	7	30
24	0.020	(0.5)	0.024	(0.6)	7	32
26	0.016	(0.4)				
28	0.013	(0.3)				
30	0.010	(0.3)				
32	0.008	(0.2)				
34	0.006	(0.2)				
36	0.005	(0.1)				

Thermocouple Calibration Types

ANSI Code	Conductor	Popular Generic and Trade Names	Maximum Useful Temperature Ranges*	Limits of Error (whichever is greater)	
				Standard	Special
B	BP	Platinum 30% Rhodium	T/C grade 1600 to 3100°F (870 to 1700°C)	0.5%	±0.25%
	BN	Platinum 6% Rhodium	Extension grade 1600 to 3100°F (870 to 1700°C)	1.0%	
E	EP	Chromel®	T/C grade -328 to 1650°F (-200 to 900°C)	Above 32°F (0°C) ±3.0°F (1.7°C) or 0.5%	±1.8°F (1.0°C) or 0.4%
	EN	Constantan	Extension grade 32 to 392°F (0 to 200°C)	Below 32°F (0°C) ±3.0°F (1.7°C) or 1.0%	
J	JP	Iron	T/C grade 32 to 1400°F (0 to 760°C)	±4.0°F (2.2°C) or 0.75%	±2.0°F (1.1°C) or 0.4%
	JN	Constantan	Extension grade 32 to 392°F (0 to 200°C)		
K	KP	Chromel®	T/C grade -328 to 2300°F (-200 to 1260°C)	Above 32°F (0°C) ±4.0°F (2.2°C) or 0.75%	±2.0°F (1.1°C) or 0.4%
	KN	Alumel®	Extension grade 32 to 392°F (0 to 200°C)	Below 32°F (0°C) ±4.0°F (2.2°C) or 2.0%	
N	NP	Nicrosil	T/C grade 32 to 2300°F (0 to 1260°C)	Above 32°F (0°C) ±4.0°F (2.2°C) or 0.75%	±2.0°F (1.1°C) or 0.4%
	NN	Nisil	Extension grade 32 to 392°F (0 to 200°C)		
R**	RP	Copper	Extension grade 32 to 392°F (0 to 200°C)	±9.0°F (±5.0°C)	±1.1°F (0.6°C) or 0.1%
	RN	#11 Alloy			
S**	SP	Copper	Extension grade 32 to 392°F (0 to 200°C)	±9.0°F (±5.0°C)	±1.1°F (0.6°C) or 0.1%
	SN	#11 Alloy			
T	TP	Copper	T/C grade -328 to 660°F (-200 to 350°C)	Above 32°F (0°C) ±1.8°F (1.0°C) or 0.75%	±1.1°F (0.6°C) or 0.4%
	TN	Constantan	Extension grade 32 to 212°F (0 to 100°C)	Below 32°F (0°C) ±1.8°F (1.0°C) or 1.5%	



* **Note:** Conductor gauge size may limit upper temperature ranges. Contact a Watlow representative for additional information.

****Note:** Compensating alloys used for extension wire applications.



International Color Codes

ANSI/ASTM T/C	ANSI/ASTM Exten.	BS 1843 (Britain)	DIN 43714 (Germany)	JIS C1610-1981 (Japan)	IEC 584-3 (Europe)	Common Uses
						Suitable for use in an oxidizing or inert atmosphere. Do not insert in metal tubes. Beware of contamination at high temperatures. Not suitable for use below 122°F (50°C).
						Suitable for use in an oxidizing or inert atmosphere. Limited use in vacuum or reducing atmosphere. Suitable for sub zero.
						Reducing vacuum, inert atmosphere. Limited use in oxidizing above 1004°F (540°C). Not recommended for sub zero.
						Suitable for use in an oxidizing or inert atmosphere. Limited use in vacuum or reducing atmosphere. Suitable for sub zero.
						Alternative to Type K. More stable at high temperatures.
						Suitable for use in an oxidizing or inert atmosphere. Do not insert in metal tubes. Beware of contamination at high temperatures.
						Suitable for use in an oxidizing or inert atmosphere. Do not insert in metal tubes. Beware of contamination at high temperatures.
						Mild oxidizing, reducing vacuum or inert atmosphere. Good where moisture is present. Low temperature and cryogenic applications.
			Type U			




Braided Insulations

Insulation Series Number	Insulations		Temperature Range		Abrasion	Moisture	Chemical
	Primary	Secondary	Continuous °F (°C)	Single Reading °F (°C)			
301	Vitreous Silica	Vitreous Silica	1800 (982)	2000 (1093)	F	F	G
304	Glass	Glass	900 (482)	1000 (538)	F	G	G
305	Double Glass Wrap	Glass	900 (482)	1000 (538)	F	G	G
314	Glass	Twisted	1300 (704)	1600 (871)	G	G	G
321	Glass	Glass	1300 (704)	1600 (871)	G	G	G
350	Ceramic Fiber	Ceramic Fiber	2200 (1204)	2600 (1427)	G	F	G
355	Ceramic Fiber	Ceramic Fiber	2200 (1204)	2600 (1427)	G	F	G
365	Vitreous Silica	Vitreous Silica	1800 (982)	2000 (1093)	F	F	G

Tape and Extruded Insulations

Insulation Series Number	Insulation Construction			Temperature Range		Abrasion	Moisture	Chemical
	Single	Shield	Jacket	Continuous °F (°C)	Single Reading °F (°C)			
502	PVC		PVC	221 (105)	221 (105)	E	E	G
505	PVC		Ripcord	221 (105)	221 (105)	G	E	G
506	FEP		FEP (<26 AWG)	400 (204)	500 (260)	E	E	E
507	FEP		FEP	400 (204)	500 (260)	E	E	E
508	TFE Tape		TFE Tape	500 (260)	600 (316)	G	E	E
509	FEP	Shield	FEP	400 (204)	500 (260)	E	E	E
510	PVC	Shield	PVC	221 (105)	221 (105)	G	E	G
511	Polyimide Tape		Twisted	600 (316)	800 (427)	E	E	E
512	Polyimide Tape		Polyimide Tape	600 (316)	800 (427)	E	E	E
516	PFA		PFA	500 (260)	550 (288)	G	E	E

F = Fair, G = Good, E = Excellent



Type 507

Type 301

Type 304

Type 314

Type 350

Type 305

Type 511

Type 502

Ordering Information*

Part Number

①	② ③	④	⑤	⑥ ⑦ ⑧	⑨ ⑩ ⑪
ANSI Calibration	B and S Gauge	Conductor Type/Tolerance	Metallic Overbraids (Optional)	Insulation Series	Color Codes

① ANSI Calibration	
B =	Type B
E =	Type E
J =	Type J
K =	Type K
N =	Type N
R =	Type R
S =	Type S
T =	Type T

Note: Color coding will be to ANSI standards, unless specified.

② ③ B and S Gauge	
14-36	

④ Conductor Type/Tolerance	
1 =	Thermocouple grade, solid wire, standard tolerance
2 =	Thermocouple grade, solid wire, special tolerance
3 =	Thermocouple grade, stranded wire, standard tolerance
4 =	Thermocouple grade, stranded wire, special tolerance
5 =	Extension grade, solid wire, standard tolerance
6 =	Extension grade, solid wire, special tolerance
7 =	Extension grade, stranded wire, standard tolerance
8 =	Extension grade, stranded wire, special tolerance


Note: Stranded conductors will be seven strand constructions. Contact a Watlow representative for other configurations.

⑤ Metallic Overbraids (optional)	
S =	Stainless steel
N =	Alloy 600
C =	Tinned copper

⑥ ⑦ ⑧ Insulation Series	
Refer to insulation chart on previous page.	

⑨ ⑩ ⑪ Color Codes	
Blank =	ANSI/ASTM E230 (formerly ANSI MC96.1)
BSC =	BS 1843
DIN =	DIN 43710
JIS =	JIS C 1610-1981
IEC =	IEC 584-3

* Product normally shipped in 1,000 foot spools. Contact a Watlow representative for special packaging.





Find out more about Watlow and how we can provide thermal solutions for your company:

Phone: 1-800-WATLOW2 (1-800-928-5692)

Email: inquiry@watlow.com

Website: www.watlow.com

Watlow Products and Technical Support Delivered Worldwide

North American Technical Support & Sales Offices

North America 1-800-WATLOW2
(1-800-928-5692)

Asian Technical Support & Sales Offices

Australia +61 3 9335 6449
China +86 21 3532 8532
India +91 40 6661 2700
Japan +81 3 3518 6630
Korea +82 2 2169 2600
Singapore +65 6773 9488
Taiwan +886 7 288 5168

European Technical Support & Sales Offices

Austria +43 6244 20129 0
France +33 (0) 1 41 32 79 70
Italy +39 02 4588841
Spain +34 91 675 1292
United Kingdom +44 (0) 115 964 0777

Latin American Technical Support & Sales Office

Mexico +52 442 256 2200

About Watlow

Watlow provides best-in-class engineering expertise and leading thermal products that enable customers to thrive. Our world-class technology is offered in industrial heaters, temperature sensors and electronics and communications. Watlow engineers solutions that give our customers a competitive advantage in their respective markets.

Watlow brings its experience to numerous industries, including semiconductor processing, diesel emissions, energy and environmental technologies, foodservice equipment and life sciences to name a few.

Since 1922, Watlow has grown in product capability, market experience and global reach. The company holds more than 450 patents and employs 2,200 people working globally through eight manufacturing facilities and three advanced technology centers. Headquartered in St. Louis, Missouri with sales offices in 16 countries around the world, Watlow continues to grow. Our pride and confidence stems from thrilling our customers with our products and the Watlow experience.

Your Authorized Watlow Distributor is:

Watlow® and SERV-RITE® are registered trademarks of Watlow Electric Manufacturing Company.
Tefzel® is a registered trademark of E.I. duPont de Nemours & Company.
Chromel® and Alumel® are registered trademarks of Hoskins Manufacturing Company.